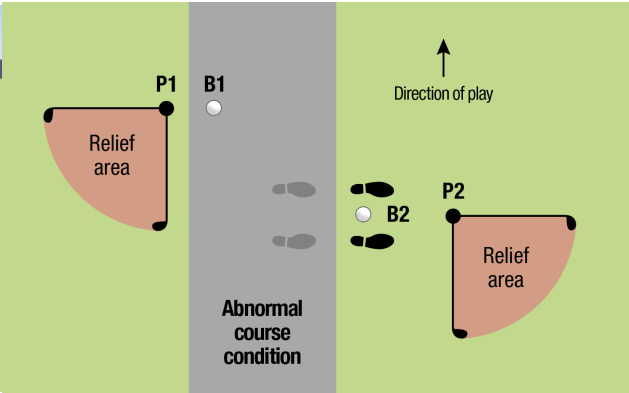
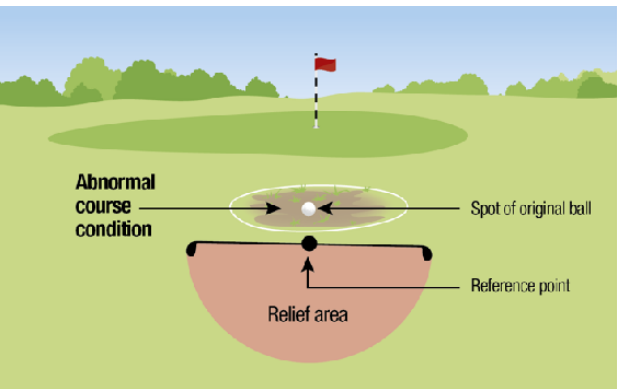


ONE: HOW TO TAKE FREE RELIEF (Rules 16, 14.3, Local Rule)

A. MAY take from cart path, temporary water, staked trees, man-made obstacles eg protective nets.
 Nearest point of COMPLETE relief plus one CL, drop into relief area which may overlap two course areas but no closer to pin, Lie, swing and stance (not line of play)



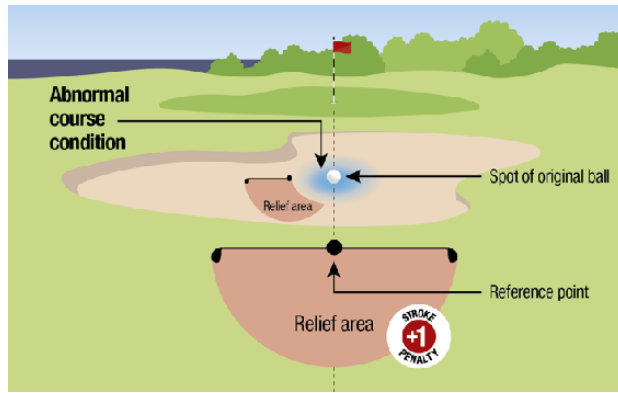
B. Lie, stance or swing (not line of play - Except per D. Sprinkler head by green)
 Nearest point of complete relief plus 1 CL
 MAY take from abnormal course conditions eg ground under repair, sprinkler head, (and embedded ball but spot is right behind where ball embedded)



SIX BASIC RULES OF GOLF 2026

Questions? Ask your Club Rules Chair or contact Teresa Pickering, Zone 4 Rules Chair

C. In a bunker, same as A except:
 May have only partial relief area as all relief must be in bunker
 May take relief behind the bunker for 1 penalty stroke.



D. Local rule - may take free relief for line of play if sprinkler heads interfere, sprinkler heads are within 2 CL of green AND ball is within 2 CL of sprinkler head AND both are on fairway or shorter grass.. Same as B.



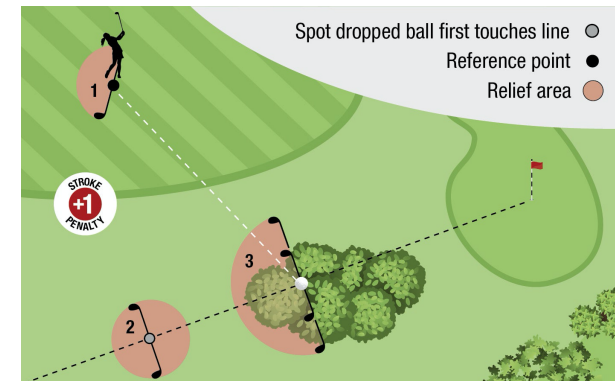
TWO: UNPLAYABLE BALL 1 Penalty Stroke (R.19)

Player decides if unplayable anywhere except in a penalty area. MUST know where ball is and leave ball in place or mark before taking relief.

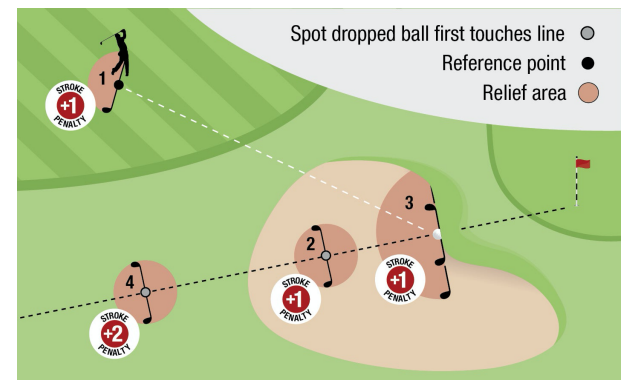
Option 1 - Play again from where you had hit from (stroke and distance) 1 PS

Option 2 - Back-on-the-line from the pin through the ball, drop on the line, ball rests within 1 CL from drop spot in any direction. 1 PS

Option 3 - Lateral relief 2 CL from where the ball lies, may repeat if needed. 1 PS each



B. Unplayable ball in a bunker, same options as A for 1 penalty stroke but may, for an additional penalty stroke (ie 2) take option 4 Back-on-the-line behind the bunker



THREE: HOW TO TAKE PENALTY RELIEF - 1 Penalty Stroke (R. 17)

Reference point is where ball ENTERED the penalty area (not the splash or where you find it)

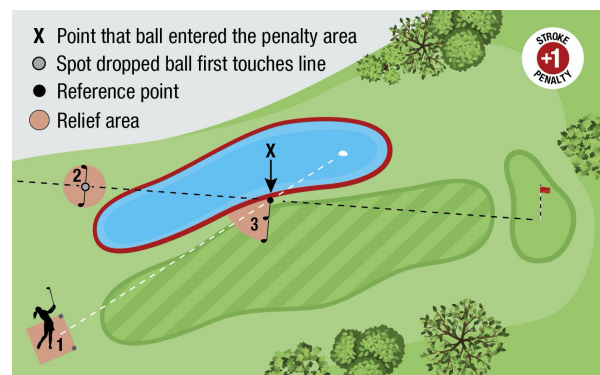
Option 1 - Stroke and Distance - where you had hit the ball from

Option 2 - Back-on-the-Line from the pin through where ball entered penalty area and as far back as you want, drop on line, 1 CL from drop spot in any direction.

Option 3 - Lateral relief in red penalty area - 2 CL from where the ball entered the penalty area

Option 4 - Play it as it lies (same rules as if ball in general area eg rough).

If Yellow Penalty Area, no lateral relief option.



FIVE: MARK YOUR BALL BEFORE

Pick your ball up on the green - mark it first!

Your ball has mud on it and you are in the fairway - DON'T pick it up unless you have some other reason e.g. you are taking relief for some reason (Then you can pick it up and clean it. You can always clean it on the green)

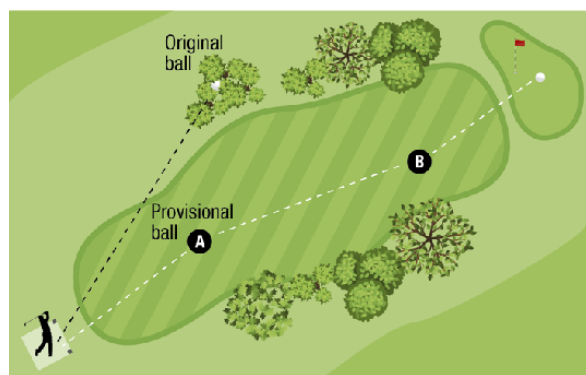
FOUR: PROVISIONAL BALL - S&D 1 Penalty stroke (R. 18.3)

May hit from anywhere if ball might be O/B, lost or maybe in penalty area (not if for sure in penalty area). MUST announce provisional.

Can hit again until provisional is closer to hole than where original thought to be. If then hit before original found, becomes ball in play.

Max. 3 minute search for lost ball plus up to 1 min. to identify if needed.

Abandon provisional if original ball found. If O/B or not found in 3 min.s or before player plays provisional closer to the pin, provisional in play, original ball is abandoned.



YOU PICK IT UP . . .

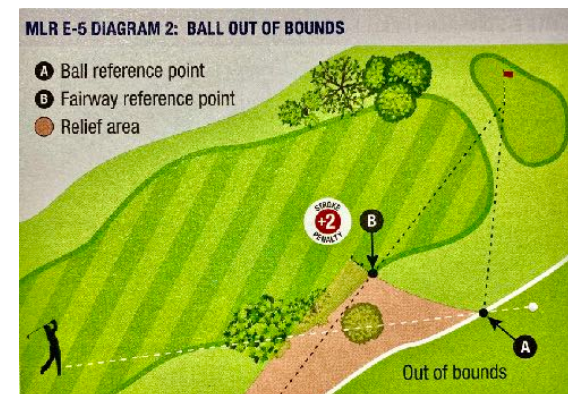
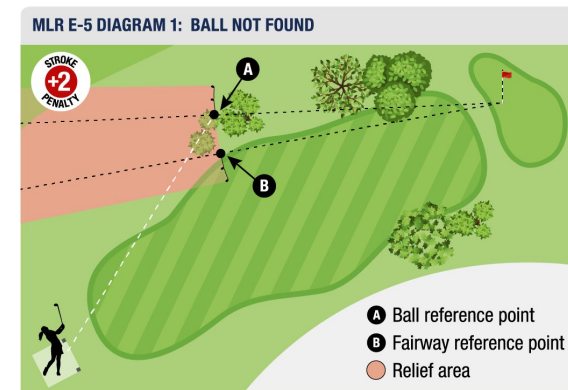
Your ball is in another player's line and they ask? Mark it first. But hold it by two fingers, do not clean, do not put in your pocket, then place it back.

You need to identify if it is your ball - mark it first, two fingers, don't clean.

You want to take unplayable lie - mark it first (if you can't reach, the end of your ball retriever will do. But be sure it is your ball).

SIX: BALL LOST OR O/B (RULE 18, MODEL LOCAL RULE E-5)

If lost, 3 minutes to find your ball! Then, if O/B or lost, play your provisional if you hit one. If no provisional - you must take stroke and distance relief by adding one penalty stroke and playing the ball from where the previous stroke was made. UNLESS Model Local Rule E-5 in place. Play per diagrams below.



NOTE: These are basic rules and there may be exceptions. Learn to use your mobile Rules App! The Model Local Rules shown are common but CHECK if they have been adopted by your club. And it is NOT a penalty to share rules